



BNY Mellon Global Emerging Markets Fund

FACT SHEET
Sep 30, 2022

Class A **DGEAX** ★★★★★

Class C **DGECX**

Class I **DGIEX** ★★★★★

Class Y **DGEYX** ★★★★★

Morningstar Rating™ based on risk-adjusted returns as of 9/30/2022 for the fund's Class A, I and Y shares; other classes may have different performance characteristics. Overall rating for the Diversified Emerging Markets category. Fund ratings are out of 5 stars: Overall 4 stars Class A and 5 stars Class I and Y (723 funds rated); 3 Yrs. 5 stars Class A, I and Y (723 funds rated); 5 Yrs. 4 stars Class A and 5 stars Class I and Y (642 funds rated). **Past performance is no guarantee of future results.***

CUSIP

Class A 05588L102
Class C 05588L201
Class I 05588L300
Class Y 05588L409

Assets for the Fund

\$329,478,537

Holdings²

52

Dividend Frequency

Annually

Morningstar Category

Diversified Emerging Markets

Lipper Category

Emerging Markets Funds

Sub-Adviser

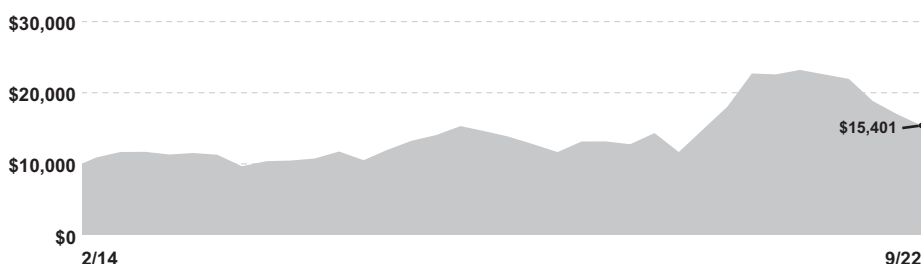


Investment Adviser

BNY Mellon Investment Adviser, Inc.

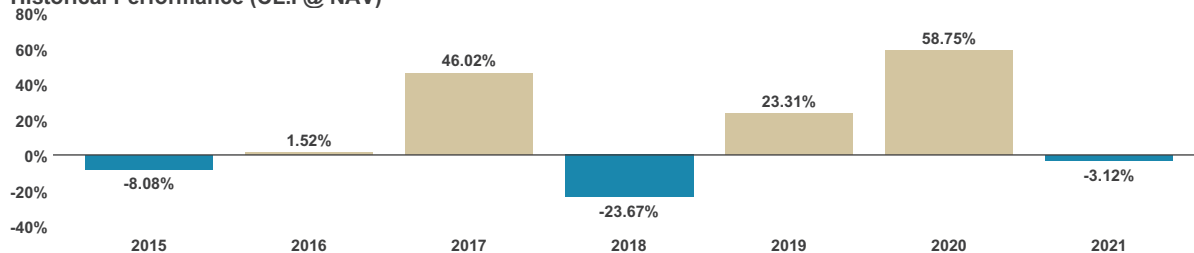
Growth of a \$10,000 Investment¹

A hypothetical \$10,000 investment in the fund's Class A shares on 2/3/14 would have been worth \$15,401 on 9/30/22.



This does not reflect the 5.75% maximum front-end sales load applicable to Class A shares which, if reflected, would have lowered performance. Assumes reinvestment of dividends and capital gains. Performance for the fund's other share classes would vary.

Historical Performance (CL.I @ NAV)³



Average Annual Total Returns (9/30/22)¹

Share Class/Inception Date	3 M	YTD	1 Yr	3 Yr	5 Yr	Inception
Class A (NAV) 02/03/14	-9.39%	-29.84%	-31.79%	6.46%	1.85%	5.12%
Class A (5.75% max. load)	-14.61%	-33.86%	-35.71%	4.38%	0.65%	4.41%
Class C (NAV) 02/03/14	-9.56%	-30.22%	-32.29%	5.67%	1.09%	4.33%
Class C (1.00% max. CDSC)	-10.46%	-30.92%	-32.92%	5.67%	1.09%	4.33%
Class I (NAV) 02/03/14	-9.36%	-29.69%	-31.63%	6.73%	2.10%	5.35%
Class Y (NAV) 02/03/14	-9.36%	-29.66%	-31.56%	6.81%	2.16%	5.44%
MSCI Emerging Markets Index ⁴	-11.57%	-27.16%	-28.11%	-2.07%	-1.81%	-

The performance data quoted represents past performance, which is no guarantee of future results. Share price and investment return fluctuate, and an investor's shares may be worth more or less than original cost upon redemption. Current performance may be lower or higher than the performance quoted. Performance for periods less than 1 year is not annualized. Go to im.bnymellon.com for the fund's most recent month-end returns. The net expense ratio(s) reflect a contractual expense reduction agreement through 3/1/2023, without which, the returns would have been lower. Total Expense Ratios: Class A 1.26%, Class C 2.01%, Class I 0.99%, Class Y 0.90%. Net Expense Ratios: Class A 1.25%, Class C 2.00%, Class I 0.99%, Class Y 0.90%. Not all classes of shares may be available to all investors or through all broker-dealer platforms.

¹Investors should consider, when deciding whether to purchase a particular class of shares, the investment amount, class restrictions, anticipated holding period and other relevant factors. ²Portfolio composition is as of 9/30/2022 and is subject to change at any time. ³Performance figures may reflect reimbursements or fee waivers, without which the performance would have been lower. ⁴Source: FactSet. The MSCI Emerging Markets Index is a free float-adjusted, market capitalization-weighted index that is designed to measure equity market performance of emerging markets. Reflects reinvestment of net dividends and, where applicable, capital gain distributions. Investors cannot invest directly in any index.

"Newton" and/or the "Newton Investment Management" brand refers to Newton Investment Management Limited. Newton is incorporated in the United Kingdom and is authorized and regulated by the Financial Conduct Authority in the conduct of investment business. Newton is registered with the U.S. Securities and Exchange Commission (SEC) as an investment adviser. Newton is a subsidiary of The Bank of New York Mellon Corporation.

BNY Mellon Global Emerging Markets Fund

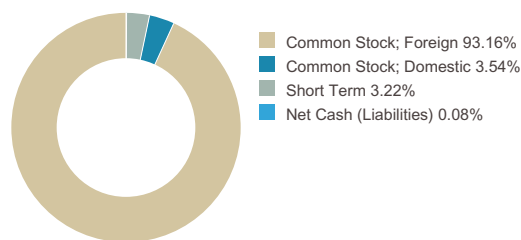
Class A **DGEAX**

Class C **DGECX**

Class I **DGIEX**

Class Y **DGEYX**

Asset Allocation¹



Top Ten Holdings¹

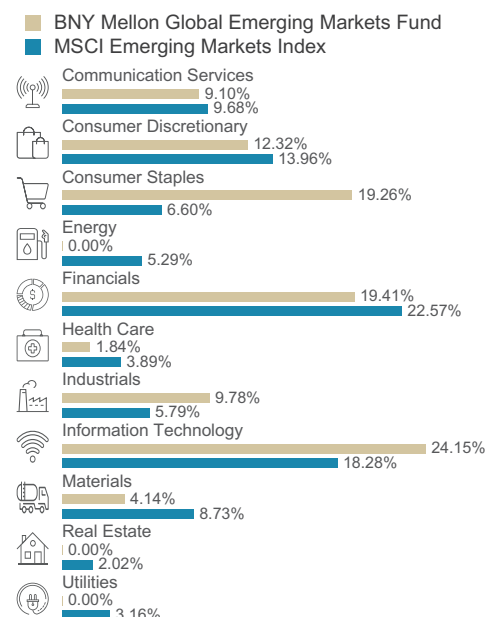
Taiwan Semiconductor Manufacturing	4.93%
AIA Group	4.01%
Yum China Holdings	3.97%
Tata Consultancy Services	3.87%
HDFC Bank	3.74%
Tencent Holdings	3.72%
Wal-Mart De Mexico	3.42%
Hindustan Unilever	3.29%
Shenzhen Inovance Technology, Cl. A	3.24%
Info Edge India	3.08%

The holdings listed should not be considered recommendations to buy or sell a security. Large concentrations can increase share price volatility.

Top Country Exposures¹

China	31.68%
India	27.80%
Taiwan	7.34%
Brazil	5.40%
South Korea	4.03%
Hong Kong	4.01%
Mexico	3.42%
Argentina	2.59%
Netherlands	2.05%
Japan	1.85%

Sector Allocation^{1,2}



Goal/Approach

The fund seeks long-term capital appreciation. To pursue its goal, the fund normally invests at least 80% of its net assets, plus any borrowings for investment purposes, in common stocks and other equity securities of companies organized or with their principal place of business, or majority of assets or business, in emerging market countries. The fund considers emerging market countries to be all countries represented in the MSCI Emerging Markets Index. Newton Investment Management (North America) Limited ("Newton") employs a fundamental bottom-up investment process that emphasizes quality, return on capital employed and governance. The process of identifying investment ideas begins by identifying a core list of investment themes. These themes are based primarily on observable global economic, industrial, or social trends that Newton believes will positively affect certain sectors or industries and cause stocks within these sectors or industries to outperform others.

Portfolio Management

The fund's investment adviser is BNY Mellon Investment Adviser, Inc. (BNYM Investment Adviser). BNYM Investment Adviser has engaged its affiliate, Newton Investment Management Limited (NIM), to serve as the fund's sub-adviser. Paul Birchenough, Alex Khosla and Ian Smith are the fund's primary portfolio managers, positions they have held since December 2020, September 2022 and December 2020, respectively. Messrs. Birchenough and Smith are the co-lead portfolio managers of the fund. Messrs. Birchenough, Khosla and Smith are investment managers on the emerging markets equities team at NIM.

Investors should consider the investment objectives, risks, charges and expenses of a mutual fund carefully before investing. To obtain a prospectus, or a summary prospectus, if available, that contains this and other information about a fund, contact your financial professional or visit im.bnymellon.com. Read the prospectus carefully before investing. Investors should discuss with their financial professional the eligibility requirements for Class I and Y shares, which are available only to certain eligible investors, and the historical results achieved by the fund's respective share classes.

BNY Mellon Investment Adviser, Inc., Newton Investment Management, and BNY Mellon Securities Corporation are subsidiaries of The Bank of New York Mellon Corporation. BNY Mellon is the corporate brand of The Bank of New York Mellon Corporation.

*Source: Morningstar. The Morningstar Rating™ for funds, or "star rating," is calculated for managed products with at least a 3-year history. It is calculated based on a Morningstar Risk-Adjusted Return measure that accounts for variation in a managed product's monthly excess performance (not including the effects of sales charges, loads and redemption fees if applicable), placing more emphasis on downward variations and rewarding consistent performance. Managed products, including open-end mutual funds, closed-end funds and exchange-traded funds, are considered a single population for comparative purposes. The top 10% of products in each product category receive 5 stars, the next 22.5% receive 4 stars, the next 35% receive 3 stars, the next 22.5% receive 2 stars, and the bottom 10% receive 1 star. The Overall Morningstar Rating for a managed product is derived from a weighted average of the performance figures associated with its 3-, 5-, and 10-year (if applicable) Morningstar Rating metrics. ©2022 Morningstar, Inc. All rights reserved. The information contained herein: (1) is proprietary to Morningstar and/or its content providers; (2) may not be copied or distributed; and (3) is not warranted to be accurate, complete, or timely. Neither Morningstar nor its content providers are responsible for any damages or losses arising from any use of this information. **Past performance is no guarantee of future results.** The fund represents a single portfolio with multiple share classes that have different expense structures. Other share classes may have achieved different results. Ratings do not reduce investment risk and are subject to change.

¹Portfolio composition is as of 9/30/2022 and is subject to change at any time. ²Source: Newton. Diversification cannot assure a profit or protect against loss.

Risks: **Equities** are subject to market, market sector, market liquidity, issuer, and investment style risks, among other factors, to varying degrees. Investing in **foreign denominated and/or domiciled securities** involves special risks, including changes in currency exchange rates, political, economic, and social instability, limited company information, differing auditing and legal standards, and less market liquidity. These risks generally are greater with emerging market countries. *Recent market risks include pandemic risks related to COVID-19. The effects of COVID-19 have contributed to increased volatility in global markets and will likely affect certain countries, companies, industries and market sectors more dramatically than others. To the extent the fund may overweight its investments in certain countries, companies, industries or market sectors, such positions will increase the fund's exposure to risk of loss from adverse developments affecting those countries, companies, industries or sectors.*

The information being provided is general information about our firm and its products and services. It should not be construed as investment advice or a recommendation with respect to any product or service and should not serve as a primary basis for investment decisions. Please consult a legal, tax or financial professional in order to determine whether an investment product or service is appropriate for a particular situation.